




Electric Vehicle Direct (Fiji)

E-CREW

100% Electric Van



A white commercial van is parked on a gravel surface in front of a large industrial building with corrugated metal siding. Several wooden pallets are stacked against the building behind the van. The scene is set under a clear blue sky.

100% ELECTRIC, EC11, DRIVING THE FUTURE OF COMMERCIAL VANS

As convenience, delivery speed, and efficiency continue to define customer experience, businesses are looking at Electric Vehicles' suitability to carry out those last-mile operations. The EC11 range is ideally suited to the task. They are eco-friendly, reliable and offer significant cost-saving benefits for their operators.

The EC11 Electric Van range finally offers solutions that Commercial Van operators have been waiting for.



IS IT IDEAL FOR YOUR BUSINESS TO ADOPT AN EC11 IN YOUR OPERATIONS?

Logistic industries rely heavily on transportation, translating into excessive fuel consumption throughout the whole supply chain journey. Using the EC11 to carry out last-mile services, supply chain enterprises can instantly reduce their fuel consumption significantly. The EC11 also has fewer moving parts and consumables when compared to regular vehicles.

Components such as spark plugs, oil filters, gaskets, fuel pumps, injectors and engine oil are items just not found on the EC11.

The EC11, therefore, offers a hassle-free maintenance program with a significantly reduced cost. Businesses can now easily implement an EC11 into their fleet. The EC11 is most suited to companies looking for a sensible solution that perform last-mile operations within a fixed and limited radius — such as retail delivery, e-commerce, service businesses, groceries deliveries and courtesy bus services.

The EC11 100% electric van range is now undoubtedly a worthy investment to consider.

A VAN FOR EVERY DAY

Flexibility, delivery speed, and efficiency continue to define customer experience. The EC11 model range now provides the suitability of an Electric Vehicle to carry out those operations. The EC11 is ideal for the task; they are eco-friendly and offer significant cost-saving benefits while providing fast, efficient, and consistent operation for their owners.

E-CARGO



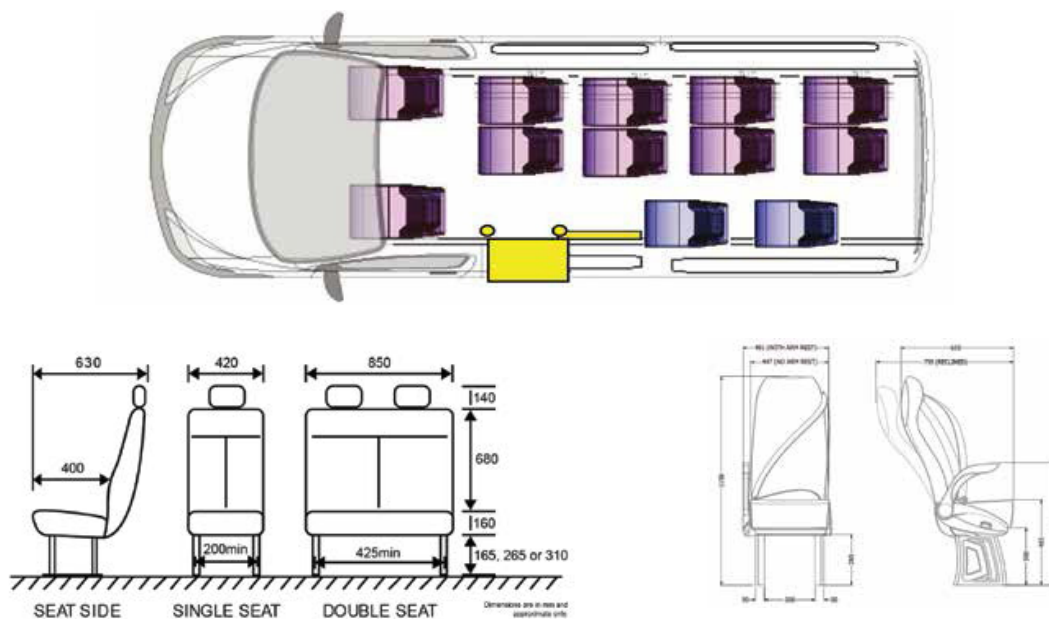
Coupled with multiple recharging options and the largest capacities available, the E-Cargo now offers the greatest flexibility of any commercial electric van in the Fiji market. Equipped with a fixed steel bulkhead, checker plate cargo floor and twin swing doors opening a full 270 degrees, the E-CARGO maximises space and practicality.

E-CREW




With a 12 seat capacity, the E-CREW minibus promises to provide a viable electric solution to operators looking for a cost-efficient solution to transport passengers within a defined radius. With Dual-zone air conditioning and a selection of interior trim options, the E-CREW will set a new standard of comfort and style.

FIT FOR PURPOSE ON DELIVERY



The E-CREW interior is built to order here in Fijian by specializing in their respective fields and using Fijian-made products wherever possible. By building to order we can offer a fit-for-purpose product while supporting existing Fiji business. Standard NO COST options include a choice of seat styles, trim and minor layout adjustments.

FEATURES



1. Dual Rear Doors opening to 270 Degrees and rear step allow for easy access when loading and unloading.

3. The multi-function instrument cluster provides clearly structured, easy to read data.

2. Standard 16" Alloy wheels with Full-Size Alloy spare wheel allowing for Tyre rotation if desired.

4. Height adjustable seat belts, Multi position drivers arm rest, cloth seats, Tilt adjustable steering wheel all make for a comfortable driving experience.

INTERIOR TRIM OPTIONS

The E-CARGO features a Standard cloth trim with a choice of either a 2 or 3-seat configuration. The E-CREW 12 Seat Mini Bus is available with a choice of seat designs and options. Trimmed as standard in either Fabric or Vinyl but is also available with optional Leather Trim. Wheelchair-accessible designs are also available on application



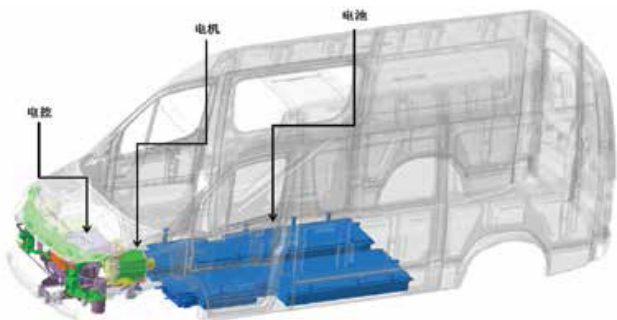
E-CREW Seat styles and trim options shown above: Smartline "Coach" Style and Contra "Access" Style

100% ELECTRIC VAN



Equipt with a 73.6 kWh battery, CCS Type 2 charging and a 22kw capacity AC onboard charger. The EC11 promises to offer the most flexible recharging options to operators. A range of between 200- 300km (based on load) offers sufficient route coverage for daily use.

To provide optimal power delivery without wasting valuable energy reserves. The EC11 is quick off the mark with a respectable 70kW of power and 350Nm of torque; this quickly develops into 100kW and a massive 750Nm of pulling power, which is almost twice the output of a comparably sized diesel competitor.



Performance & Power Systems Facts and Figures			
Drive Motor	Permanent Magnet Synchronous Motor	Regenerative Braking System	YES
Rated Peak Power (kW)	60 / 100	On Board Charger (OBC)	22kw
Rated Peak Torque (N.m)	350 / 750	Charging System	CCS Type 2
Rated Power Rotational Speed (rpm)	1640 / 4200	Rated Voltage of the battery (V)	320
Rear Axel Ratio	4.875	Working Voltage Range (V)	250 - 365
Max Gradeability (%)	20%	Battery Capacity (Ah)	230
Acceration 0-60km/h	10 Seconds	Total Capacity (kWh)	73.6
Battery Type	Lithiun-ion	Weight Of Battery (kg)	618 +/-18
Battery Cooling method	Liquid Cooled	AC Slow Charging (32A)	4 - 5h
Single Cell Type	LF230	DC Fast Charging (60kW)	2h

E-CREW



SPECIFICATIONS

Dimensions 6030L x 2410W x 2715H mm
Wheelbase 3665 mm
Seating capacity Configurable to 12 persons
Curb weight 2980 kg
Total mass 4490kg
Max speed 120 km/h
Front/Rear overhang 640/1010mm
Axel load Front - 2230 Rear - 2260 kg
Wheel track 1720/1716 mm
Tyres 215/75R16C 12RP
Chassis structure Unibody
Battery type Lithium-ion battery, Liquid Cooled
Battery capacity 73.6KWH
Charging time 2.0 hour (Fast Charge) 12-13h AC Slow
Range(KM) 220-305KM Dependant on Load
Motor type Permanent magnet motor 100kw
Driving mode Front -Mounted , Rear-Drive
Transmission CVT
Steering system Electric Hydraulic power assisted
Brake system Front disc/rear drum, ABS+EBD, Initiative vacuum booster
Front Suspension - Horizontal Spring Loaded Independent suspension
Rear Suspension - Vertical 3 Plate Reed non-independent suspension

STANDARD FEATURES

Electric wing mirror with turn lamp	Anti glare inner rear view mirror	Power driver & co driver window
Fog Lights	Intermittent front wiper	UV Blocking front windscreen
Chrome plated front grill	Combination lamp	Remote control central locking
Reverse sensors	Live stream rear vision mirror	12 Seats
Tiltable steering wheel	Cloth or Vinyl Trim	MP5 Audio with wireless Apple Carplay and Andriod
PVC floor	Front & Rear dash camera's	External antenna
White paint	10 x Anchorage Points	1300mm sidedoor opening
Reversing Camera	Side Passenger Door	Front and rear independent AC
Front heater with defroster	Choice of Seat design	Full Size Alloy Spare Wheel
Air Conditioning air purifier	Alloy wheels	

OPTIONAL FEATURES

Alternative seat layouts
Leather Seat Trim
Seat Mounts and Seat accessories
Wheelchair Access configurations with multiple passenger seating options up to 10/11 seat capacity

E-CARGO



SPECIFICATIONS

Dimensions 6030L x 2410W x 2715H mm

Wheelbase 3665 mm

Seating capacity 3 or 2 seat option

Curb weight 2790 kg

Gross Vehicle Mass 4490kg

Max speed 120 km/h

Rated payload 1700kg

Front/Rear overhang 640/1010mm

Approach/departure angles 21/17 degrees

Axel load Front - 2230 **Rear** - 2260 kg

Wheel track 1720/1716 mm

Tyres 215/75R16C 12RP

Alloy wheels x 5 (including Full-size Spare wheel)

Chassis structure Unibody

Battery type Lithium-ion battery, Liquid Cooled

Battery capacity 73.6KWH

Charging time 2.0 hour (Fast Charge) 12-13h AC Slow

Charging socket CCS Type 2

AC On-Board Charger 22kW

Range(KM) 220-305KM Dependant on Load

Rated Peak Power (kW) 60/100

Rated Peak Torque (N.m) 350/750

STANDARD FEATURES

Safety ABS,EBD, Dual Airbags, Live Stream Rear Vision mirror, front and rear dash cameras

Interior Equipment Sun Visors, Cup and bottle holders, Steel Sealed Bulkhead, Checker plate cargo floor

Exterior/Anti-theft Equipment Sliding Side Door, 270° Opening Rear Cargo Door Remote control central locking

Seats Fabric seats

Multimedia Radio with USB

Glass/Rear-view Mirror Front door electric power windows. Electric rear view mirrors with indicators

Assistant Equipment Parking Aids- Reverse Sensors, Reverse Cameras x 2, convex side mirrors

A/C Cooling system, PTC heating system, Defroster

Tools Vehicle Kit, Jack